AQUAFIBER

AQUAFIBER
10
THIS CLEAR
GELLING
AQUAFIBER
DRESSING
ABSORBS
EXUDATE
VERTICALLY
activheal
10
AQUAFIBER
activheal

FEATURES

High absorbency // Excellent wet and dry strength // Easy to use // Reduced lateral wicking // Clear gelling // Promotes healing through a moist wound environment //

activheal

ACTIVHEAL AQUAFIBER® IS A SOFT, CONFORMABLE, HIGHLY ABSORBENT DRESSING THAT CONVERTS TO A SOFT CLEAR GEL WHEN IN CONTACT WITH WOUND EXUDATE.

ActivHeal Aquafiber® is a uniquely designed dressing developed to provide you with all the benefits of an alginate dressing whilst also offering a high wet strength and clear gelling properties, to ensure a moist wound environment is maintained.

The reinforcement gives the dressing improved wet integrity providing the clinician with the confidence that the dressing can be removed intact. Calcium ions present within the alginate fibres of ActivHeal Aquafiber® exchange with sodium ions found in the wound exudate. The donation of calcium benefits the wound by stimulating cytokyines which are essential to the wound healing process.[2] Exudate is absorbed vertically into ActivHeal Aquafiber® reducing the risk of maceration and damage to the peri wound skin.[3]

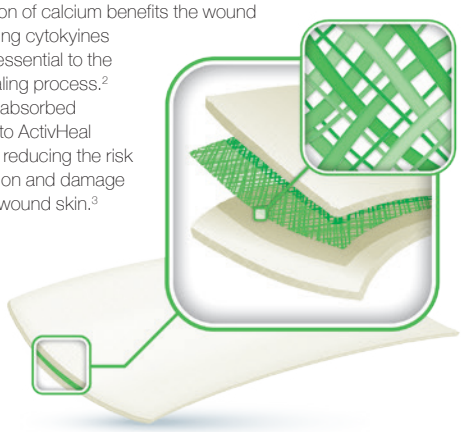

PERFORMANCE

Activheal Aquafiber® is now 8 times stronger

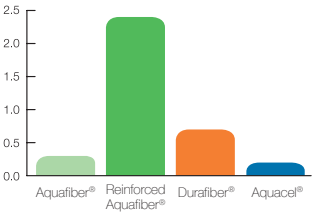

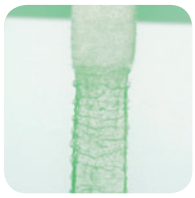

Activheal Aquafiber® absorbency has improved by 40%

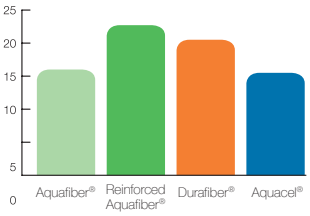



References

Durafiber is a registered trademark of Smith and Nephew. Aquacel is a registered trademark of Convatec.

1. AMS data on file.
2. Thomas, S (2000). Alginate dressings in surgery and wound management Part 3. Journal of Wound Care. April, Vol 9, No.4.
3. Timmons, J (2008). ActivHeal Aquafiber a new soft, conformable highly absorbent dressings for use with chronic wounds. Wounds UK, Vol 4, Issue 3.

Sutherland Medical Pty Limited
8 Kingston Town Close, Oakleigh, Victoria
Ph: 1300 664 027 Fax: 1300 664 028
Email: orders@sutherlandmedical.com.au
Web Site: www.sutherlandmedical.com.au

sutherlandmedical

CASE STUDY

Patient B, a 93 year old man presented with a Grade 3 Pressure Ulcer with suspected deep tissue injury on the sacral area. He had a history of TIA's and has a pacemaker following periods of atrial ectopic with ventricular blocks. ActivHeal Aquafiber® ribbon was applied four weeks into the treatment regime.

WEEK 1

The wound was covered with 10% granulating tissue, 20% slough and 70% soft necrotic tissue. There was still erythema to the surrounding skin and excoriation. The exudate levels were low to medium.

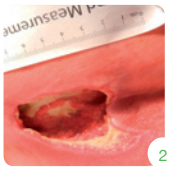

WEEK 3

All necrotic tissue had been removed, the wound now presented as a cavity. Areas of epithelialisation at the wound edges were now present along with 70% of granulation tissue and 30% slough.

WEEK 5

The wound progressed to 5% slough and 95% granulation tissue. There were areas of epithelial tissue. One area of undermining to the proximal area of the wound had healed and only 1cm area of undermining to the distal part of the wound.

INDICATIONS

ActivHeal Aquafiber® is indicated for moderately to heavily exuding chronic and acute wounds and can act as a haemostat to control minor bleeding in superficial wounds.[2]

- Pressure ulcers
- Leg ulcers
- Lacerations
- Abrasions
- Graft wounds
- Venous ulcers
- Arterial ulcers
- Donor sites
- Post operative surgical wounds
- Diabetic ulcers
- Cavity wounds
- Trauma wounds
- Superficial and partial thickness burns

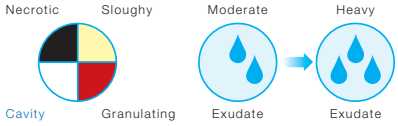

SIZES AND CODES

ActivHeal Aquafiber® is available through a variety of channels including NHS Supply Chain and the Drug Tariff.

Size (cm)	Dressings per Carton	Product Code	NHS Supply Chain	DT PIP Code
5x5	10	T10009145	ELY202	[illegible]
10x10	10	T10009146	ELY203	[illegible]-0719
15x15	5	T10009147	ELY20[illegible]	333-0743
2x42	5	T10009148	E[illegible]	333-0750

Not applicable in Australia

© Advanced Medical Solutions 2015.

Advanced Medical Solutions
Premier Park
Road One
Winsford Industrial Estate
Winsford
Cheshire
CW7 3RT

Tel: 08444 125 755
www.activheal.com